

How to add CORE Returns to your GruntWorx account

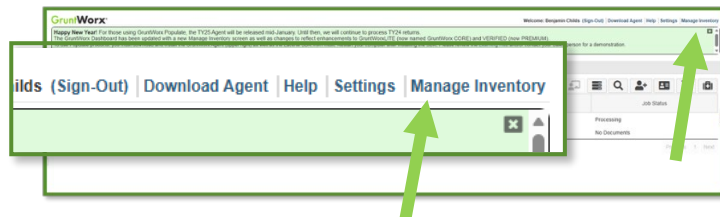
1. Select **Sign In** to access your account from the [GruntWorx website](#)



2. Enter your *Email Address* and your *Password* then select **Login**



3. Select **Manage Inventory**



4. Select **Buy More**



5. Select **CORE (BUNDLES)**



6. Select the CORE Returns bundle you want to purchase and/or select Individual Return for smaller amounts

GruntWorx[®] CORE
(previously GruntWorxLITE)

Need 500 or more GruntWorx CORE returns?
Email us at sales@gruntworx.com or call 877.830.6059 extension 2, for Enterprise pricing!

Scale TIER 1	Growth TIER 2	Essentials TIER 3
250 Returns \$1,375 \$5.50 per Return • 45% Savings GruntWorx	100 Returns \$600 \$6.00 per Return • 40% Savings GruntWorx	50 Returns \$325 \$6.50 per Return • 35% Savings GruntWorx
Starter TIER 4	Individual Return	
25 Returns \$175 \$7.00 per Return • 30% Savings GruntWorx	1 Return \$10 \$10.00 per Return GruntWorx	

7. For CORE Return bundles and/or Individual Returns select **ADD TO CART**

Scale TIER 1

250 Returns
\$1,375
\$5.50 per Return • 45% Savings
GruntWorx CORE

Scale - Tier 1
Amount in USD
GruntWorx CORE
Self-verified Solution
Scale Bundle - Tier 1
250 Returns
\$1,375.00
Valid for 18 Months
\$5.50 per Return - Save 45% Off the Individual Return Price

1. Select **ADD TO CART** below.
2. Select **CHECKOUT** to go to the Shopping Cart.
3. In the Shopping Cart, adjust the **QUANTITY** number next to the "Scale - Tier 1" item to purchase more than one Tier 1 bundle.

Read More

ADD TO CART

Individual Return

1 Return
\$10
\$10.00 per Return
GruntWorx CORE

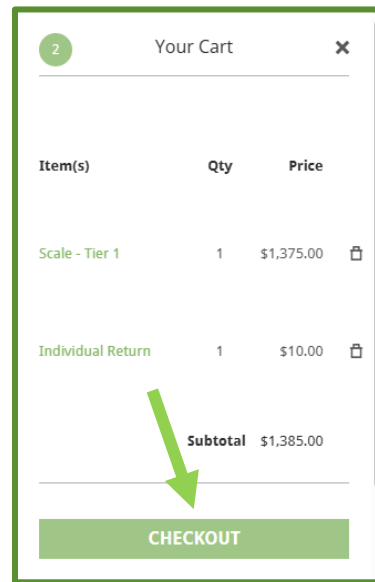
Individual Return
Amount in USD
GruntWorx CORE
Self-verified Solution
Individual Return
1 Return
\$10.00
Valid for 18 Months
\$10.00 per Return

1. Select **ADD TO CART** below.
2. Select **CHECKOUT** to go to the Shopping Cart.
3. In the Shopping Cart, adjust the **QUANTITY** number next to the "Individual Return" item to select the number of returns you want to purchase.

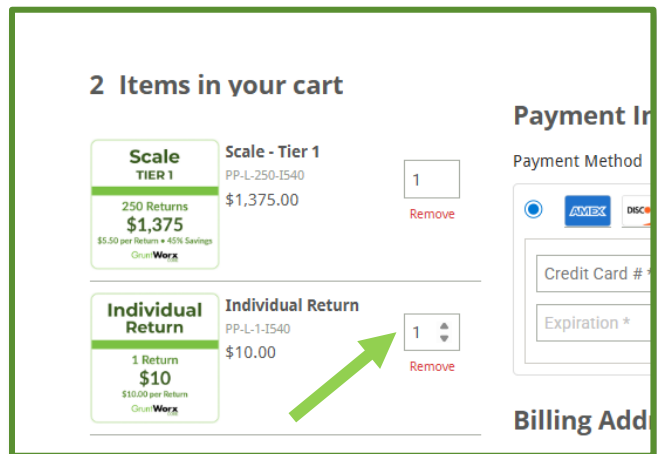
Read More

ADD TO CART

8. Select **CHECKOUT** in *Your Cart*



9. If you are purchasing Individual Returns, select the **quantity box** next to *Individual Return* and enter the number of returns you want to add



10. Enter your *Payment Information* and *Billing Address* then select **COMPLETE ORDER**

The screenshot displays the checkout process with the following elements:

- Cart Items:** 6 items in your cart. Includes 'Scale - Tier 1' (1 quantity, \$1,375.00) and 'Individual Return' (5 quantity, \$50.00).
- Order Summary:** Subtotal: \$1,425.00; Tax: \$0.00; Total: \$1,425.00.
- Payment Information:** Section with a 'Payment Method' dropdown (showing American Express, Discover, and Visa) and fields for 'Credit Card # *', 'Expiration *', and 'CVC *'. A green arrow points to this section.
- Billing Address:** Section with fields for 'Company', 'City *', 'First Name *', 'State *', 'Zip/Postal Code *', 'Last Name *', 'Country *' (set to United States), 'Address *', 'Daytime Phone', 'Evening Phone', and 'Apt, Suite, etc. (optional)'. A green arrow points to this section.
- Enter Coupon Code:** A text input field and an 'Apply Coupon' button.
- Complete Order:** A green 'COMPLETE ORDER' button at the bottom right. A green arrow points to this button.
- Newsletter:** A checkbox labeled 'Please send me email updates of news and special offers' which is currently checked.

Thank you for your GruntWorx order!

For resources to get started, visit the [GruntWorx Learning Hub](#).